

INSTRUCTIONS TO MAKE A SQUARE (4 TILE) ANTI-SLIP MAT

PLEASE READ FITTING AND MAINTENANCE INSTRUCTIONS BEFORE CUTTING OFF CONNECTORS

FIT SQUARES TOGETHER FIRST (LOGO IN TOP RIGHT HAND CORNER)


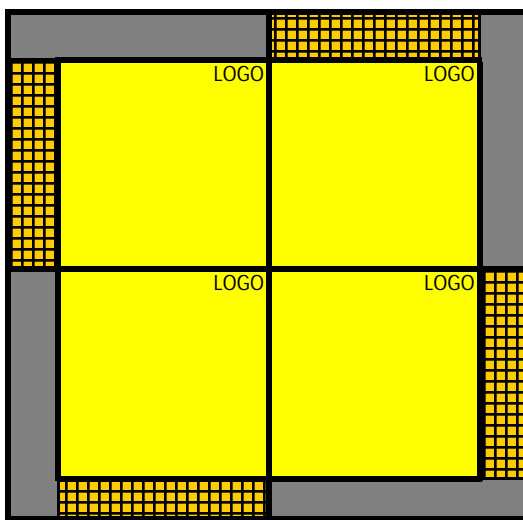
FIT CORNER - TOP LEFT - WORK ALONG TOP WITH STRAIGHT EDGES

FIT CORNER - BOTTOM LEFT - FIT STRAIGHTS AND ATTACH TO TOP LEFT CORNER EDGE

CUTTING - CAREFULLY CUT OFF ALL FEMALE CONNECTORS - **OFF THE EXPOSED SQUARES ONLY**

IF IN DOUBT - DO ONE AT A TIME STARTING WITH TOP RIGHT CORNER EDGE


RULE OF THUMB - DO NOT CUT OFF ANY CONNECTORS ON CORNER OR STRAIGHT RAMPS



SQUARE TILE 4



CORNER EDGE 4



STRAIGHT EDGE 4

LOGO ALWAYS IN TOP RIGHT HAND CORNER